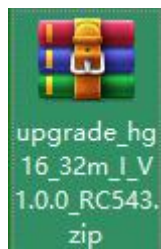

GPON OLT Full Version Upgrade Process

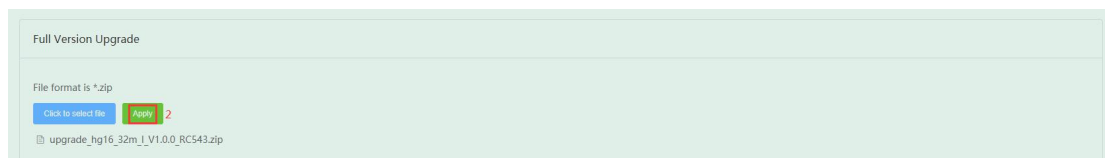
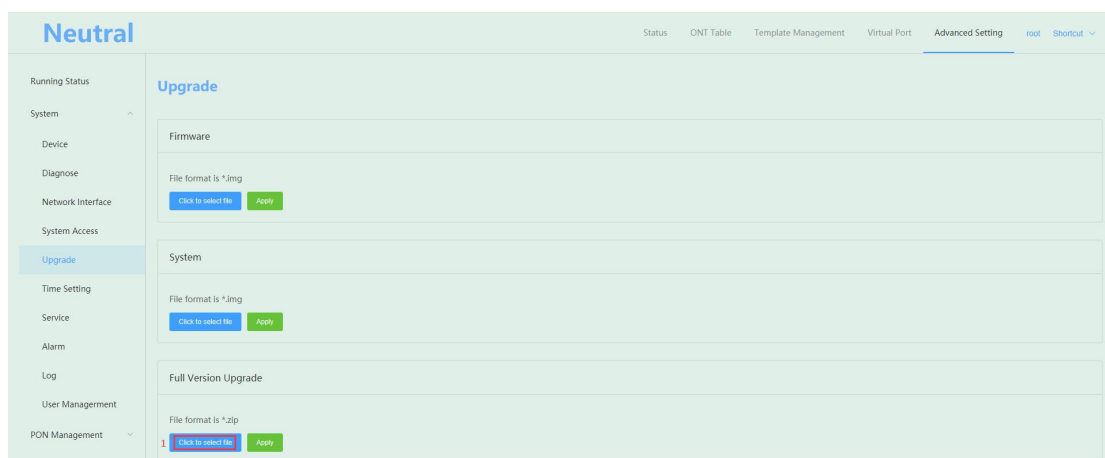
Version: V1.0

Date: 2020/10/30

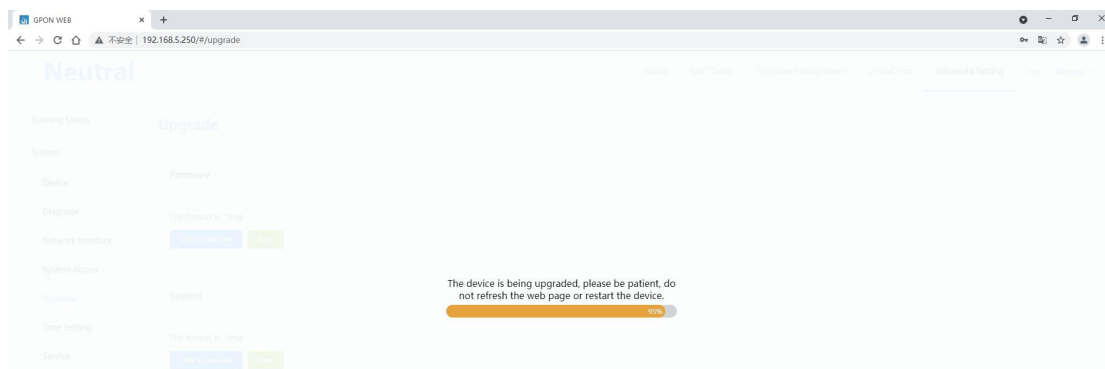
1. Put upgrade file on your PC. **No need to unzip**, this software file format is **.zip**. As show below:



2. Login OLT WEB interface, **first save configurations**. Then choose **Advance Setting** -> **System** -> **Upgrade** to enter this page to upgrade full version. As show below:



3. After click **“Apply”** button, then start to upgrade, there will be a progress bar reminder. When the progress bar reaches 95%, it will take about 2 minutes. Please wait patiently until system reset. As show below:



4. After upgrade end, you can enter WEB to check whether upgrade successfully.

Running Status

- System
- PON Management
- ONT Device
- Port Management
- VLAN
- MAC Address Table
- Protocol
- ACL/QoS
- Route
- Link Aggregation

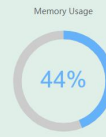
Running Status

System Informations

Set device name

Device Name: OLT
Product Model: Neutral
System Version: Neutral_I_V1.0.0_Bel
Firmware Version: Neutral_I_V1.0.0_RC543
Hardware Version: Neutral-hw-version-v2.0
MAC: 383a202c245a
SN:
Device Type: GPON
PON Ports: 16
GE Ports: 4
XGE Ports: 2
Bulk Time: 2021/04/15 04:02:56
Current Time: 2000-1-11 18:56:12
Running Time: 0Day 0Hour 1Min 35Sec
Panel temperature: 37.00 °C
Main chip temperature: 46.00 °C
Remaining validity period: 0
Valid period: 0

Hardware Status



Fan Speed

